

Portfolio: SOMCAPP LX

Benchmark: HFRIMMS

Start Date: 01/30/2009

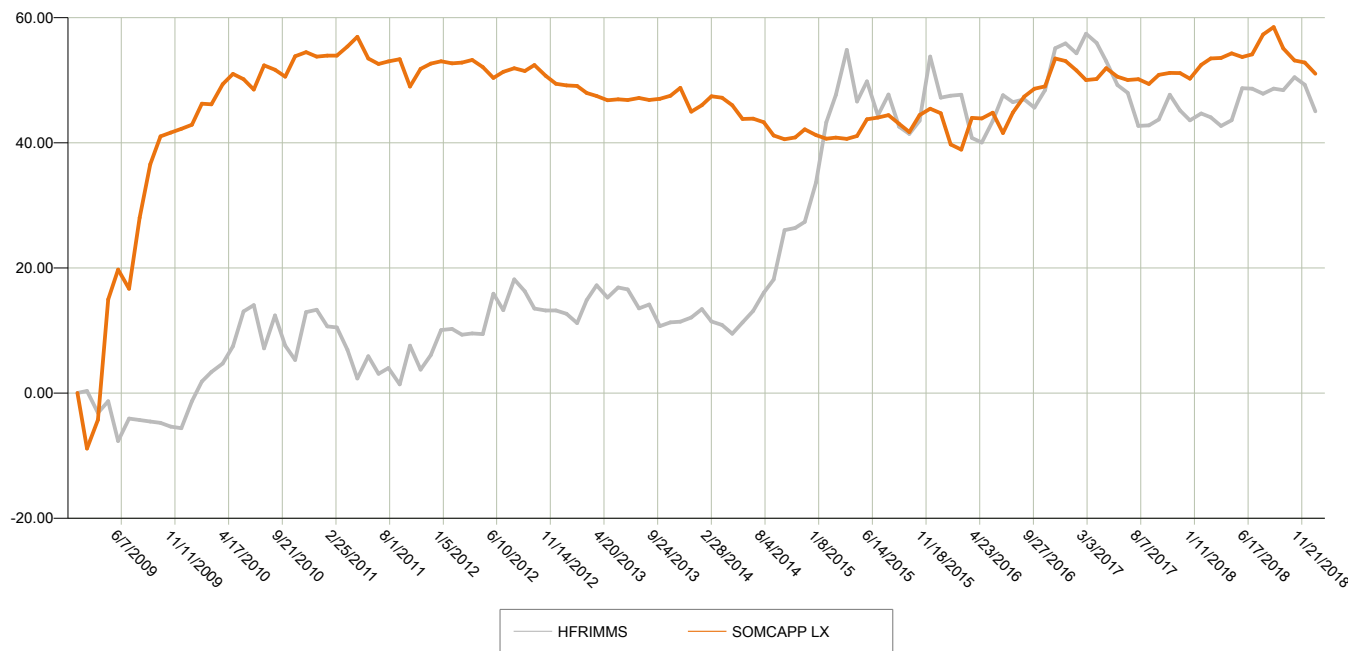
End Date: 12/31/2018

Currency: EUR

Period: Monthly

History: Total Return

Total Return: 51.019 Benchmark: 45.009

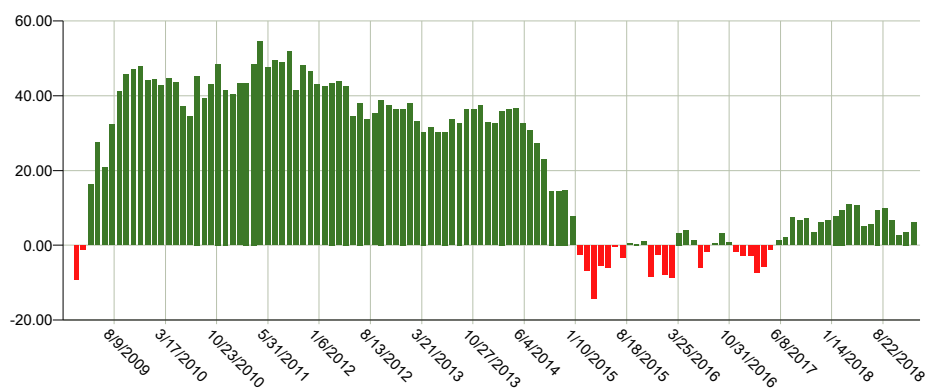


Performance Analysis

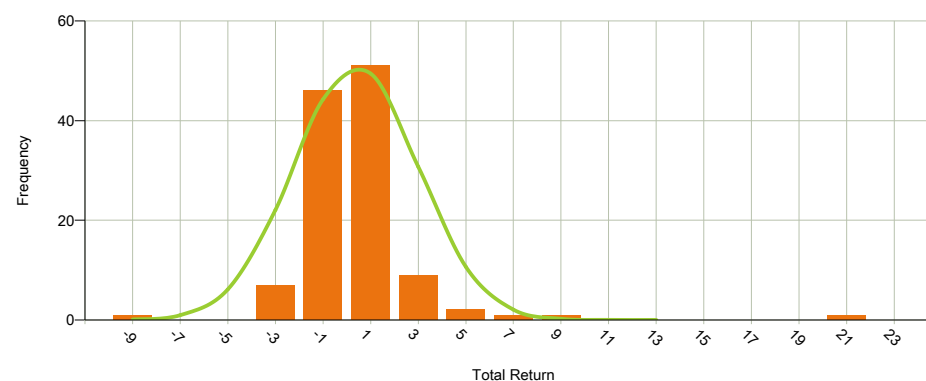
Performance: Daily	Portfolio	Benchmark
Total Return 1 Month(s)	-1.17	-2.84
Total Return MTD	-1.17	-2.84
Total Return QTD	-2.61	-2.28
Total Return YTD	0.53	1.00
Total Return 3 Month(s)	-2.61	-2.28
Total Return 6 Month(s)	-2.01	-2.44
Total Return 1 Year(s)	0.53	1.00
Total Return 2 Year(s)	-1.33	-6.96
Total Return 3 Year(s)	4.37	-1.48

Risk: Weekly	Portfolio	Benchmark
Standard Deviation 1 Year(s)	3.78	7.46
Semivariance 1 Year(s)	2.83	7.14
Beta 1 Year(s)	0.08	--
Correlation 1 Year(s)	0.17	--
R-Squared 1 Year(s)	0.03	--
Information Ratio 1 Year(s)	-0.06	--
Sharpe Ratio vs Risk Free 1 Year(s)	0.39	-0.04
Tracking Error 1 Year(s)	6.72	--

Performance Vs Benchmark



Return Distribution



This report may not be modified or altered in any way. The BLOOMBERG PROFESSIONAL service and BLOOMBERG Data are owned and distributed locally by Bloomberg Finance LP ("BFLP") and its subsidiaries in all jurisdictions other than Argentina, Bermuda, China, India, Japan and Korea (the "BFLP Countries"). BFLP is a wholly-owned subsidiary of Bloomberg LP ("BLP"). BLP provides BFLP with all the global marketing and operational support and service for the Services and distributes the Services either directly or through a non-BFLP subsidiary in the BLP Countries. BFLP, BLP and their affiliates do not provide investment advice, and nothing herein shall constitute an offer of financial instruments by BFLP, BLP or their affiliates.

Portfolio: SOMCAPP LX

Benchmark: HFRIMMS

Start Date: 01/30/2009

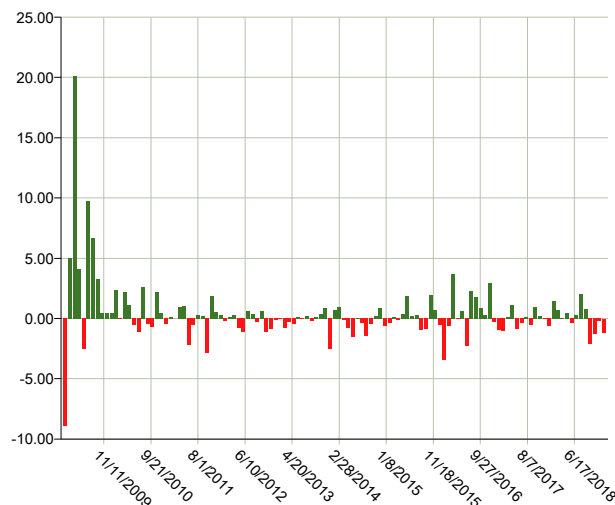
End Date: 12/31/2018

Currency: EUR

Period: Monthly

History: Total Return

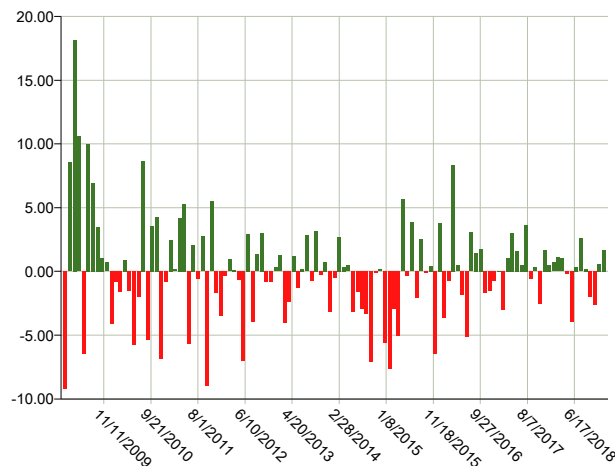
Absolute Period Analysis



Period Analysis			
	Up	Down	Total
Number	65	54	119
Percentage	54.62	45.38	100.00
Average	1.52	-1.00	0.38
Standard Dev.	2.88	1.34	2.62
Max Sequence	7	7	7
Avg Sequence	2.32	1.86	2.09

Best-Worst		
	Performance	Date
Best 1	20.09	04/30/2009
Best 2	9.73	07/31/2009
Best 3	6.67	08/31/2009
Worst 1	-8.89	02/27/2009
Worst 2	-3.45	01/29/2016
Worst 3	-2.85	09/30/2011

Relative Period Analysis



Period Analysis				
	Winning	Losing	Coherent	Incoherent
Number	62	57	56	63
Percentage	52.10	47.90	47.06	52.94
Avg Difference	2.78	-2.97	-0.04	0.09
Std Dev Difference	3.24	2.43	3.20	4.74
Max Sequence	5	6	6	7
Avg Sequence	1.94	1.78	1.87	2.10

Best-Worst				
	Difference	Fund Perf	Index Perf	Date
Best 1	18.17	20.09	1.92	04/30/2009
Best 2	10.60	4.15	-6.45	05/29/2009
Best 3	9.97	9.73	-0.24	07/31/2009
Worst 1	-9.21	-8.89	0.32	02/27/2009
Worst 2	-8.96	-2.85	6.11	09/30/2011
Worst 3	-7.60	-0.41	7.19	01/30/2015

Monthly Return

	Periodic Performance			Cumulative Performance		
	Portfolio	Benchmark	+/-	Portfolio	Benchmark	+/-
12/31/2018	-1.17	-2.84	1.67	51.02	45.01	6.01
11/30/2018	-0.22	-0.80	0.59	52.81	49.25	3.56
10/31/2018	-1.24	1.39	-2.64	53.14	50.46	2.68
09/28/2018	-2.15	-0.16	-1.98	55.07	48.39	6.67
08/31/2018	0.75	0.55	0.20	58.47	48.64	9.83
07/31/2018	2.06	-0.54	2.60	57.29	47.82	9.47
06/29/2018	0.27	-0.05	0.33	54.11	48.63	5.48
05/31/2018	-0.38	3.57	-3.94	53.69	48.70	4.99
04/30/2018	0.48	0.64	-0.16	54.27	43.58	10.69
03/30/2018	0.05	-0.96	1.01	53.54	42.67	10.87
02/28/2018	0.67	-0.42	1.10	53.46	44.05	9.41
01/31/2018	1.47	0.76	0.71	52.44	44.66	7.77
12/29/2017	-0.59	-1.09	0.50	50.23	43.57	6.66
11/30/2017	-0.02	-1.70	1.68	51.12	45.15	5.97
10/31/2017	0.21	2.75	-2.54	51.15	47.66	3.49
09/29/2017	0.97	0.66	0.31	50.84	43.71	7.13
08/31/2017	-0.51	0.06	-0.57	49.38	42.77	6.62
07/31/2017	0.09	-3.57	3.66	50.15	42.68	7.47
06/30/2017	-0.35	-0.84	0.49	50.02	47.96	2.05
05/31/2017	-0.90	-2.49	1.59	50.54	49.21	1.33
04/28/2017	1.15	-1.87	3.02	51.90	53.02	-1.12
03/31/2017	0.11	-0.93	1.05	50.18	55.94	-5.77
02/28/2017	-1.01	2.03	-3.04	50.01	57.41	-7.41
01/31/2017	-0.98	-1.01	0.03	51.54	54.28	-2.74
12/30/2016	-0.26	0.49	-0.75	53.05	55.86	-2.81
11/30/2016	2.99	4.52	-1.52	53.45	55.10	-1.65
10/31/2016	0.25	1.92	-1.67	48.99	48.40	0.59
09/30/2016	0.86	-0.90	1.76	48.62	45.60	3.02
08/31/2016	1.75	0.31	1.45	47.35	46.93	0.43
07/29/2016	2.31	-0.75	3.07	44.81	46.48	-1.66
06/30/2016	-2.25	2.88	-5.12	41.54	47.59	-6.05
05/31/2016	0.64	2.45	-1.81	44.79	43.46	1.33
04/29/2016	-0.06	-0.52	0.45	43.87	40.03	3.84
03/31/2016	3.65	-4.68	8.33	43.96	40.75	3.21
02/29/2016	-0.59	0.11	-0.70	38.89	47.66	-8.78
01/29/2016	-3.45	0.21	-3.66	39.71	47.50	-7.79
12/31/2015	-0.50	-4.27	3.78	44.70	47.19	-2.49
11/30/2015	0.70	7.15	-6.45	45.43	53.76	-8.34
10/30/2015	1.91	1.49	0.43	44.41	43.50	0.91
09/30/2015	-0.92	-0.81	-0.11	41.70	41.40	0.30
08/31/2015	-0.96	-3.48	2.52	43.01	42.56	0.46
07/31/2015	0.27	2.32	-2.05	44.40	47.69	-3.29
06/30/2015	0.19	-3.64	3.83	44.01	44.35	-0.34
05/29/2015	1.89	2.20	-0.30	43.74	49.80	-6.06
04/30/2015	0.33	-5.33	5.66	41.07	46.58	-5.51
03/31/2015	-0.14	4.88	-5.02	40.60	54.83	-14.22
02/27/2015	0.12	3.06	-2.94	40.81	47.63	-6.82
01/30/2015	-0.41	7.19	-7.60	40.63	43.25	-2.61
12/31/2014	-0.65	4.94	-5.59	41.21	33.63	7.57
11/28/2014	0.92	0.77	0.15	42.13	27.34	14.79
10/31/2014	0.21	0.27	-0.06	40.84	26.37	14.47

History limited to maximum 51 dates.

This report may not be modified or altered in any way. The BLOOMBERG PROFESSIONAL service and BLOOMBERG Data are owned and distributed locally by Bloomberg Finance LP ("BFLP") and its subsidiaries in all jurisdictions other than Argentina, Bermuda, China, India, Japan and Korea (the "BFLP Countries"). BFLP is a wholly-owned subsidiary of Bloomberg LP ("BLP"). BLP provides BFLP with all the global marketing and operational support and service for the Services and distributes the Services either directly or through a non-BFLP subsidiary in the BLP Countries. BFLP, BLP and their affiliates do not provide investment advice, and nothing herein shall constitute an offer of financial instruments by BFLP, BLP or their affiliates.

Portfolio: SOMCAPP LX

Benchmark: HFRIMMS

Start Date: 01/30/2009

End Date: 12/31/2018

Currency: EUR

Period: Monthly

History: Total Return

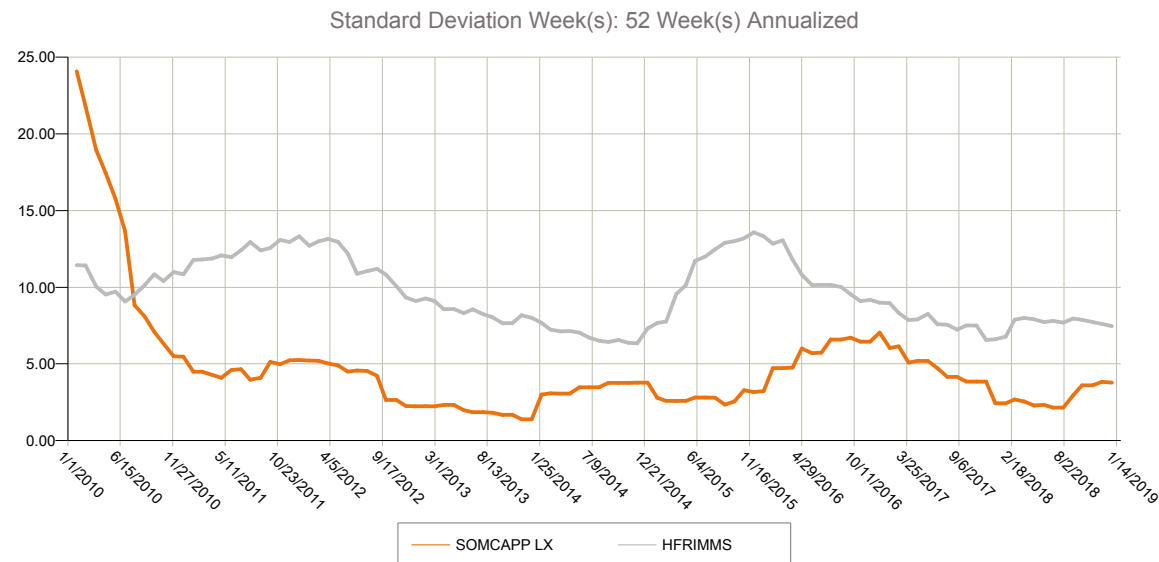
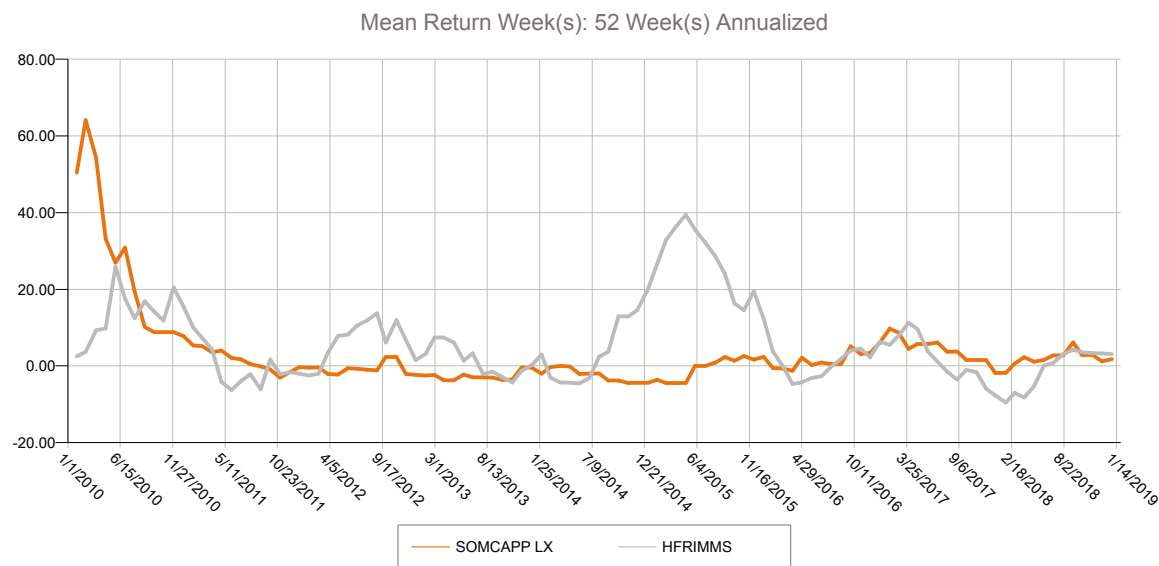


If the returns are mainly over the breakeven line, the fund could be seen as a performance winner.

First Observation 02/27/2009

- 62 Winning Periods
- 57 Losing Periods
- Regression Line
- Breakeven Line

Tracking Indicators			
	Total	Bull	Bear
Alpha	0.42	0.12	0.43
Beta	-0.11	-0.01	-0.14
Correlation	-0.11	0.00	-0.11
Mean Excess Return	0.32	-24.03	36.15
Information Ratio	0.02	-1.88	3.82
Jensen Alpha	4.73	1.20	5.48
R-Squared	0.01	0.00	0.01
Sortino Ratio Vs Index	0.06	-3.22	9.35
Tracking Error	--	--	--



This report may not be modified or altered in any way. The BLOOMBERG PROFESSIONAL service and BLOOMBERG Data are owned and distributed locally by Bloomberg Finance LP ("BFLP") and its subsidiaries in all jurisdictions other than Argentina, Bermuda, China, India, Japan and Korea (the "BFLP Countries"). BFLP is a wholly-owned subsidiary of Bloomberg LP ("BLP"). BLP provides BFLP with all the global marketing and operational support and service for the Services and distributes the Services either directly or through a non-BFLP subsidiary in the BLP Countries. BFLP, BLP and their affiliates do not provide investment advice, and nothing herein shall constitute an offer of financial instruments by BFLP, BLP or their affiliates.

Portfolio: SOMCAPP LX

Benchmark: HFRIMMS

Start Date: 01/30/2009

End Date: 12/31/2018

Currency: EUR

Period: Monthly

History: Total Return

Seasonality

Year	Jan	Feb	Mar	Apr	May	Jun	Jul	Aug	Sep	Oct	Nov	Dec
2014	0.71	0.98	-0.16	-0.82	-1.50	0.03	-0.40	-1.48	-0.43	0.21	0.92	-0.65
2015	-0.41	0.12	-0.14	0.33	1.89	0.19	0.27	-0.96	-0.92	1.91	0.70	-0.50
2016	-3.45	-0.59	3.65	-0.06	0.64	-2.25	2.31	1.75	0.86	0.25	2.99	-0.26
2017	-0.98	-1.01	0.11	1.15	-0.90	-0.35	0.09	-0.51	0.97	0.21	-0.02	-0.59
2018	1.47	0.67	0.05	0.48	-0.38	0.27	2.06	0.75	-2.15	-1.24	-0.22	-1.17
Average	-0.53	0.03	0.70	0.21	-0.05	-0.42	0.87	-0.09	-0.33	0.27	0.88	-0.63



This report may not be modified or altered in any way. The BLOOMBERG PROFESSIONAL service and BLOOMBERG Data are owned and distributed locally by Bloomberg Finance LP ("BFLP") and its subsidiaries in all jurisdictions other than Argentina, Bermuda, China, India, Japan and Korea (the "BFLP Countries"). BFLP is a wholly-owned subsidiary of Bloomberg LP ("BLP"). BLP provides BFLP with all the global marketing and operational support and service for the Services and distributes the Services either directly or through a non-BFLP subsidiary in the BLP Countries. BFLP, BLP and their affiliates do not provide investment advice, and nothing herein shall constitute an offer of financial instruments by BFLP, BLP or their affiliates.